

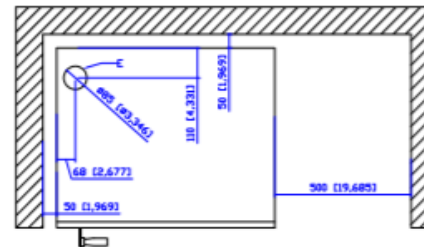
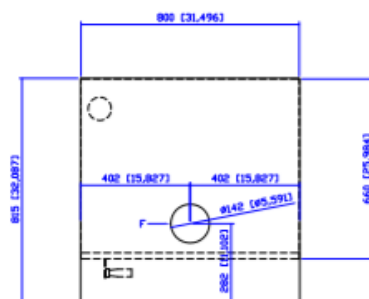
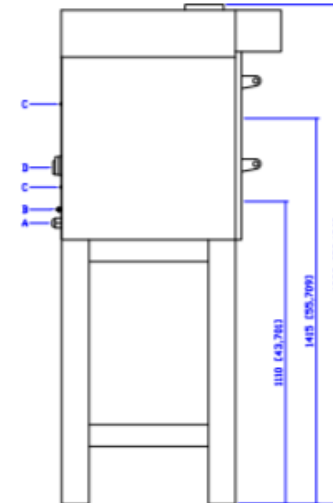
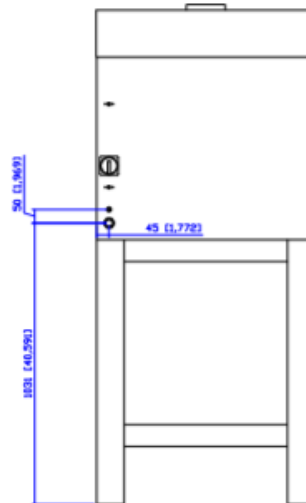
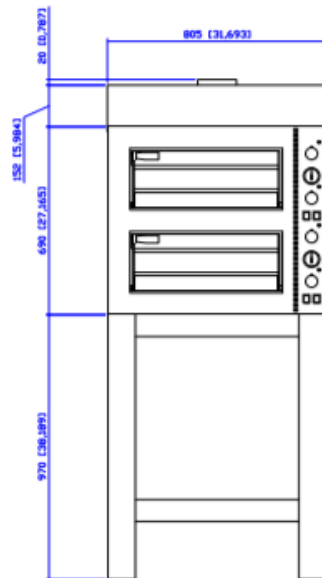
UNITA' DI MISURA = MM / UNIT OF MEASURE = [INCH]

A	INGRESSO ALIMENTAZIONE FORNO / OVEN POWER INPUT
B	EQUIPOTENZIALE / EQUIPOTENTIAL
C	TERMOSTATO DI SICUREZZA / SAFETY THERMOSTAT
D	SEZIONATORE / ELECTRICAL DISCONNECTOR
E	SCARICO FUMI FORNO / OVEN FUME EXHAUST
F	SCARICO FUMI CAPPA / HOOD FUME EXHAUST

CUPPONE F.LLI SRL

TZ425/1

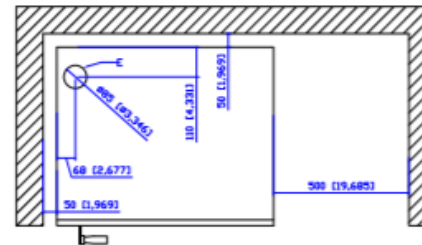
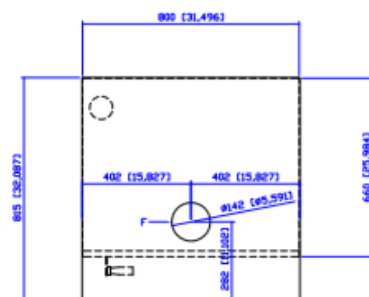
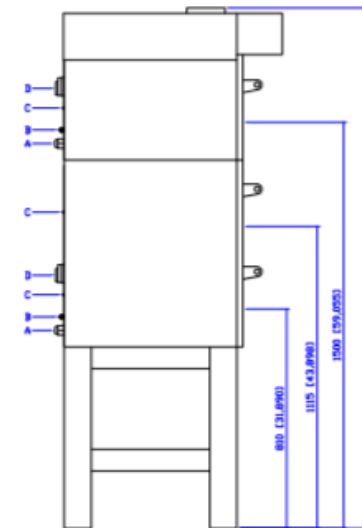
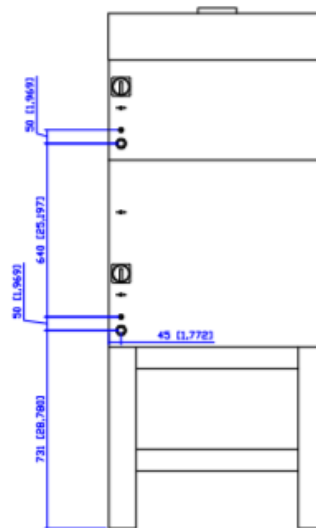
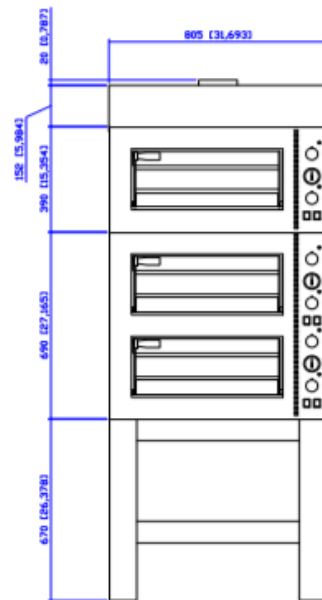
SCHEMA DI INSTALLAZIONE
INSTALLATION DIAGRAM



UNITA' DI MISURA = MM / UNIT OF MEASURE = [INCH]

A	INGRESSO ALIMENTAZIONE FORNO / OVEN POWER INPUT
B	EDUPOTENZIALE / EDUPOTENTIAL
C	TERMOSTATO DI SICUREZZA / SAFETY THERMISTAT
D	SEZIONATORE / ELECTRICAL DISCONNECT
E	SCARICO FUME FORNO / OVEN FUME EXHAUST
F	SCARICO FUME CAPPA / HOOD FUME EXHAUST

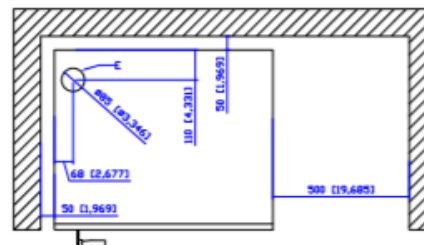
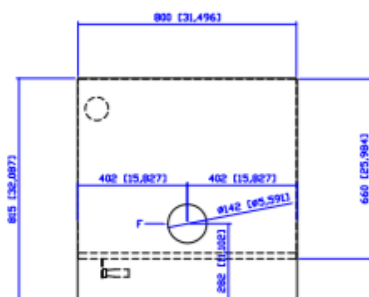
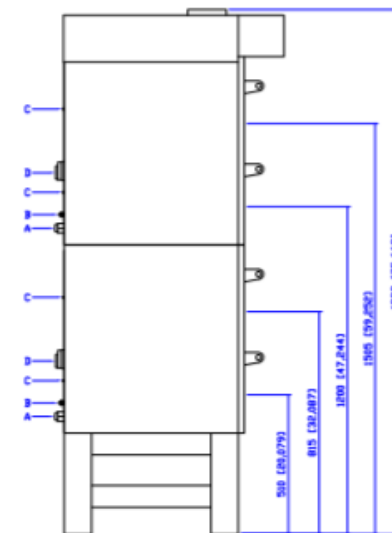
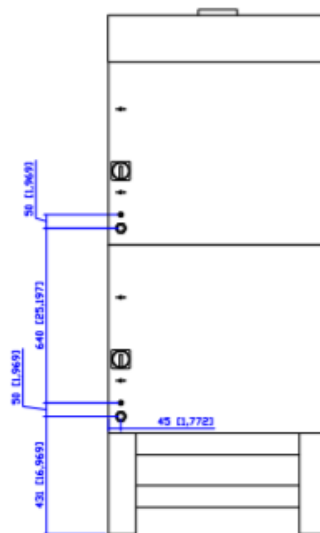
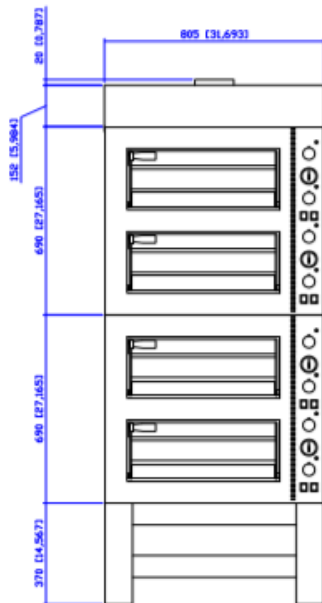
CUPPONE F.LLI SRL
 TZ425/2 SCHEMA DI INSTALLAZIONE
 INSTALLATION DIAGRAM



UNITA' DI MISURA = MM / UNIT OF MEASURE = [INCH]

A	INGRESSO ALIMENTAZIONE FORNO / OVEN POWER INPUT
B	EQUIPOTENZIALE / EQUIPOTENTIAL
C	TERMOSTATO DI SICUREZZA / SAFETY THERMOSTAT
D	SEZIONATORE / ELECTRICAL DISCONNECTOR
E	SCARICO FUMI FORNO / OVEN FUME EXHAUST
F	SCARICO FUMI CAPPA / HOOD FUME EXHAUST

CUPPONE F.LLI SRL
 TZ425/3 SCHEMA DI INSTALLAZIONE
 INSTALLATION DIAGRAM



UNITA' DI MISURA = MM / UNIT OF MEASURE = [INCH]

A	INGRESSO ALIMENTAZIONE FORNO / OVEN POWER INPUT
B	EQUIPOTENZIALE / EQUIPOTENTIAL
C	TERMOSTATO DI SICUREZZA / SAFETY THERMISTAT
D	SEZIONATORE / ELECTRICAL DISCONNECTOR
E	SCARICO FUMI FORNO / OVEN FUME EXHAUST
F	SCARICO FUMI CAPPA / HOOD FUME EXHAUST

CUPPONE F.LLI SRL
 TZ425/4 SCHEMA DI INSTALLAZIONE
 INSTALLATION DIAGRAM